



# DC190-12 (12V190Ah)

DC (Deep Cycle) series is specially designed for frequent cyclic discharge. By using strong grids and specially designed active material, the DC series battery offers 30% more cyclic life than the standby series. It is suitable for solar energy systems, marine and RV etc.



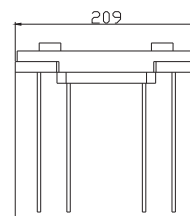

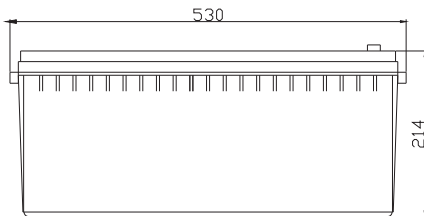
## Specification

Cells Per Unit	6
Voltage Per Unit	12
Capacity	190Ah@10hr-rate to 1.80V per cell @25°C
Weight	Approx. 53 Kg (Tolerance ± 1.5%)
Max. Discharge Current	1800 A (5 sec)
Internal Resistance	Approx. 4.0 mΩ
Operating Temperature Range	Discharge: -20°C~60°C Charge: 0°C~50°C Storage: -20°C~60°C
Normal Operating Temperature Range	25°C ± 5°C
Float charging Voltage	13.6 to 13.8 VDC/unit Average at 25°C
Recommended Maximum Charging Current	54 A
Equalization and Cycle Service	14.6 to 14.8 VDC/unit Average at 25°C
Self Discharge	VMF Valve Regulated Lead Acid (VRLA) batteries can be stored for more than 6 months at 25°C. Self-discharge ratio less than 3% per month at 25°C. Please charge batteries before using.
Terminal	Terminal F12/F16
Container Material	A.B.S. UL94-HB, UL94-V0 Optional.

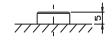


## Dimensions

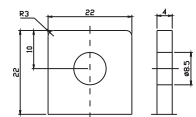
Unit: mm Dimension: 530(L) × 209(W) × 214(H)



Terminal F12



Terminal F16



## Constant Current Discharge Characteristics: A (25°C)

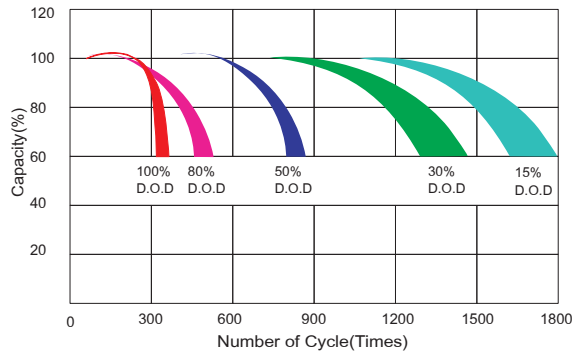
F.V/Time	5MIN	10MIN	15MIN	30MIN	1HR	2HR	3HR	4HR	5HR	8HR	10HR	20HR
9.60V	542.8	405.4	310.2	180.8	112.4	69.37	47.14	38.01	31.55	20.78	18.73	9.92
10.0V	527.2	385.7	303.9	178.5	110.9	67.97	46.27	37.47	31.27	20.70	18.55	9.73
10.2V	511.5	372.1	299.1	175.8	109.8	67.25	45.86	37.10	31.07	20.51	18.36	9.55
10.5V	459.3	343.4	284.8	171.0	108.5	66.37	45.45	36.55	30.81	20.33	18.18	9.36
10.8V	414.6	313.1	262.5	165.3	106.9	65.83	44.92	35.30	30.66	20.25	18.01	9.27
11.1V	354.0	279.8	235.4	159.0	104.4	63.18	44.04	34.79	30.43	20.09	17.81	8.89

## Constant Power Discharge Characteristics: W (25°C)

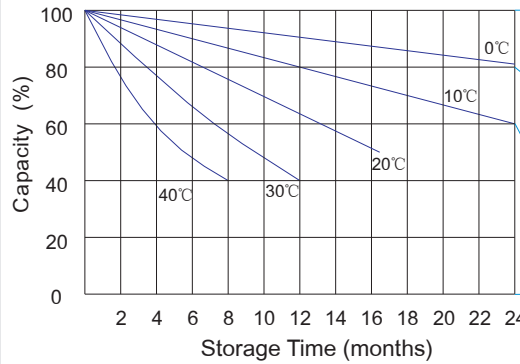
F.V/Time	5MIN	10MIN	15MIN	30MIN	1HR	2HR	3HR	4HR	5HR	8HR	10HR	20HR
9.60V	5615	4317	3412	2070	1302	812.9	555.0	455.0	378.0	248.9	224.6	119.4
10.0V	5504	4185	3358	2049	1290	803.0	546.7	448.6	374.6	247.9	222.8	117.4
10.2V	5441	4074	3320	2031	1282	797.2	544.3	444.4	372.3	246.0	220.9	115.2
10.5V	4954	3794	3167	1989	1274	787.1	539.9	438.4	369.4	244.0	218.7	113.0
10.8V	4512	3497	2927	1942	1258	781.3	533.8	423.6	367.7	242.9	216.5	111.9
11.1V	3963	3162	2635	1889	1239	752.0	524.9	417.5	366.3	241.2	214.2	107.9

All mentioned values are average values (Tolerance ± 2%).

### Life characteristics of cyclic use



### Storage characteristic



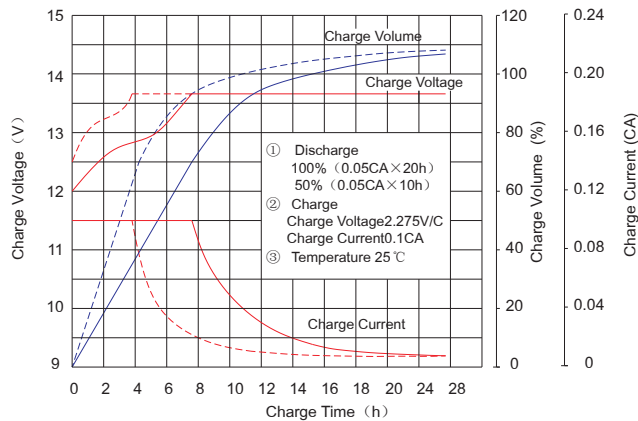
Supplementary charge required (Carry out supplementary charge before use if 100% capacity is requires)

Supplementary charge required before use. This supplementary charge will help to recover the capacity and should be made as early as possible.

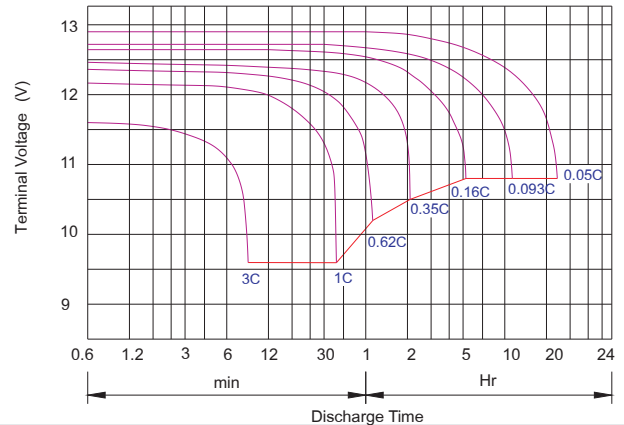
Supplementary charge may often fail to recover the capacity. The battery should never be left standing till this state is reached

Supplementary charge and storage guidelines

### Charge characteristic Curve for standby use



### Discharge characteristic Curve



### Capacity Factors With Different Temperature

BatteryType		-20°C	-10°C	0°C	5°C	10°C	20°C	25°C	30°C	40°C	45°C
GEL Battery	6V&12V	50%	70%	83%	85%	90%	98%	100%	102%	104%	105%
	2V	60%	75%	85%	88%	92%	99%	100%	103%	105%	106%
AGM Battery	6V&12V	46%	66%	76%	83%	90%	98%	100%	103%	107%	109%
	2V	55%	70%	80%	85%	92%	99%	100%	104%	108%	110%

### Discharge Current VS. Discharge Voltage

Final Discharge Voltage V/cell	1.75V	1.70V	1.60V
Discharge Current (A)	(A) ≤ 0.2C	0.2C < (A) < 1.0C	(A) ≥ 1.0C

### Maintenance & Cautions

#### Cycle service

- ※ Avoid battery over discharge, especially battery series connection use.
- ※ Charged with recommend voltage, ensure battery can be full recharged.
- In general, recharge capacity should be 1.1-1.15 times discharge capacity.
- ※ Effect of temperature on cycle charge voltage: -4mV/°C/Cell.
- ※ There are a number of factors that will affect the length of cyclic service.
- The most significant are depth of discharge, ambient temperature, discharge rate, and the manner in which the battery is recharged.
- Generally specking, the most important factors is depth of discharge.

**Charge the batteries at least once every six months, if they are stored at 25°C.**

Charging Method:

Constant Voltage	-0.2Cx2h+14.4-14.7Vx24h, Max. Current 0.3C
Constant Current	-0.2Cx2h+0.1Cx7h+0.05Cx4h
Fast	-0.2Cx2h+0.3Cx3h

Bolt	M5	M6	M8
Terminal	F3 F4 F13 F18 T25 T26	F8 F11 F12-1 F15	F5 F9 F10 F12 F14 F16
Torque	6 <sup>~</sup> 7N·m	8 <sup>~</sup> 10N·m	10 <sup>~</sup> 12N·m